








TWIGA MID



	 MAXIMUM ARM REACH	 TRACTOR HP REQUIRED	 TRACTOR WEIGHT REQUIRED	 MACHINE HP	 LINKAGE MOUNTING	 OIL TANK CAPACITY	 CONTROLS
TWIGA S55	5.5m / 18' 1"	90hp	3500kg	75hp	3-point linkage mounting	220ltr	Multipilot hydraulic proportional control system
TWIGA S60	6.0m / 19' 8"	95hp	3750kg	75hp	3-point linkage mounting	220ltr	Multipilot hydraulic proportional control system
TWIGA T65	6.5m / 21' 4"	100hp	4000kg	75hp	3-point linkage mounting	220ltr	Multipilot hydraulic proportional control system
TWIGA T70	7.0m / 23' 0"	100hp	4500kg	75hp	3-point linkage mounting	220ltr	Multipilot hydraulic proportional control system

UNIT OPTIONS



RIGHT OR LEFT HAND BUILD OPTION



FORWARD REACH KIT (S55/S60)



DEBRIS BLOWER & MOUNTING KIT



NARROW LANE BRACKET (NOT AVAILABLE WITH AUTOPILOT)



AUTOPILOT (NOT AVAILABLE WITH NARROW LANE BRACKET)

ATTACHMENTS



1.2M / 1.5M MPI FLAILHEAD



1.2M MP2 FLAILHEAD



1.2M / 1.6 M PB FLAILHEAD



BELT DRIVE FLAILHEAD



FLAILHEAD SKID KIT



HL / HX CUTTERBAR



LRS QUADSAWS



RC ROTARY HEDGE CUTTERS



GT (HEAVY DUTY) ROTARY HEAD